




SUZUKI DL650 V-STROM




- **PACKING LIST:**
- **2X LINK PIPES**
- **1X COLLECTOR**
- **5X CLAMPS**
- **1X CARBON GASKET**
- **1X SILENCER AND STRAP WITH RUBBER INSERT**
- **1X MOUNTING BRACKET**
- **1X M8x 20MM CAP SCREW**
- **1X M8 NYLOC NUT**
- **2X M8 WASHERS**
- **1X TUBE OF SILICON SEALANT**
- **Fitting Instructions**

- **We advise that this product is fitted by an experienced motorcycle mechanic.**
- **Please check packing list before you start.**
- **Secure motorcycle on level ground using a paddock stand. Recommended!**
- **Remove front downpipe.**



- **Disconnect lambda sensor and remove standard silencer.**






- **Clean the rear pipe of old gasket material, dirt and carbon deposits.**
- **Fit the clamp and insert the short link pipe on to the rear pipe.**



- **Fit the collector to the short link pipe.**



- **Re- fit the front OEM downpipe.**
- **Fit the silencer bracket to the frame.**



- **Fit the silencer with clamp on to the link pipe and fit the strap around the silencer and to the bracket.**



- **Starting from the front, working rearwards tighten all clamps and fasteners.**
- **Start the engine and check for leaks.**
- **After your first ride out, check all fasteners for tightness, especially the baffle bolt.**

