



GS500 LINK PIPE



Packing List:

- 1X LINK PIPE PR2270
- 1X CLAMP 44/47 PR2063
- 1XSILENCER OF CHOICE AND STRAP
- 1X CLAMP 52/55 PR2065
- 1X STAND STOP RUBBER PR2235


Fitting Instructions

We strongly advise that this product is fitted by a qualified motorcycle mechanic.


Please check packing list before you start.

Secure motorcycle on level ground using paddock stand. Recommended!

Remove standard silencer by cutting the pipe about 70mm from the weld.




De burr the outlet end and insert link pipe with clamp.



Align stand stop.

*Fit silencer with clamp on to link pipe.
Now fit strap onto silencer and to frame.*



*Rotate link pipe to obtain alignment and clearance.
Starting from the front, tighten all clamps and fasteners.*

*Start engine and check for leaks.
After your first ride out, check all fasteners for tightness, especially the
baffle bolt.*